

Reading



20 Days

Bend 1: Asking and Answering Questions

Bend 2: Identifying the Main Topic and
Supporting Details

Bend 1 Of Reading

Asking and Answering questions



Day 1- Anchor charts, bookmarks, graphic organizer

Day 2- Reading passage with questions, graphic organizer

Day 3-Graphic organizer

Day 4-Passage with questions, graphic organizer

Day 5- Graphic organizer

Day 6-Passage (Check **see-saw** for activity)

Day 7- Graphic organizer (check **schoology** and **See-Saw** for scholastic lesson)

Day 8- Graphic organizer (Check **schoology** and **See-Saw** for Scholastic lesson)

Day 9- Reading passage with questions

Day 10- Reading passage with questions, graphic organizer

**Extra reading passages with questions

**Extra learning resources "Home learning packet 3 weeks of learning)

[Bend 1]: Reading: [Day 1]: Review



Asking Questions Before you read

- Look at the title
- Look at the cover art
- Who is the author

I wonder _____.

Why _____?



Asking Questions While you read

- Look at character or setting
- Look at the problem
- Look at the solution

What? Where? Who?

Why? When? Did?



Asking Questions

After you read

- Is there still something you don't understand?

I wonder _____.

Why _____?



Asking Questions Reflecting

- Did the story answer your questions?
- Did you have to infer to answer your questions?
- Do you have to do some research to answer your questions?
- Are your questions important to understanding the story?



THIN & THICK

Bend 1

Reading: Day 1

use these bookmarks for first 10 days.

Good Readers Ask
QUESTIONS!

THIN

Right There
Think and Search

- I wonder who...?
- I wonder what...?
- I wonder when...?
- I wonder where...?
- I wonder how many...?

THICK

Author and Me
On My Own

- I wonder why did...?
- I wonder what might...?
- I wonder what could...?
- I wonder how...?
- I wonder how it felt...?
- I wonder what the author meant by...?

Good Readers Ask
QUESTIONS!

THIN

Right There
Think and Search

- I wonder who...?
- I wonder what...?
- I wonder when...?
- I wonder where...?
- I wonder how many...?

THICK

Author and Me
On My Own

- I wonder why did...?
- I wonder what might...?
- I wonder what could...?
- I wonder how...?
- I wonder how it felt...?
- I wonder what the author meant by...?

Good Readers Ask
QUESTIONS!

THIN

Right There
Think and Search

- I wonder who...?
- I wonder what...?
- I wonder when...?
- I wonder where...?
- I wonder how many...?

THICK

Author and Me
On My Own

- I wonder why did...?
- I wonder what might...?
- I wonder what could...?
- I wonder how...?
- I wonder how it felt...?
- I wonder what the author meant by...?

Ask

thin
&
thick

Name: _____

Questions


Write two thin questions.

Write three **thick** questions.

Marathon

Name _____

David is going to run in a father and son marathon. They have to run five miles together in order to finish the race. David's dad has run in many marathons, most longer than five miles, but David has never run even one mile. "Dad, I'm nervous. I really want to run with you, but I'm not sure that I can run that far," said David. "We will need to train every day after school. Don't worry, son. We will build your stamina," his dad replied. "My what?" asked David. "I said your stamina. Stamina means that even when you get tired, you keep going. When you build your stamina, you won't get tired as early. You'll be able to keep going longer and longer. Before you know it, you will be at five miles!" replied his dad.



David and his dad started to train the next day. "We will run one mile today," said Dad. They started to run. After just a few minutes, David was tired. "Dad," he said as he gasped for air, "I don't know if I can run anymore." "You can do it, son! Just keep going. It will build your stamina," Dad said. David was tired, but he kept running. His heart was racing. His mouth was dry. His legs were aching, but he kept going.

A few minutes later, Dad yelled, "David, stop running! You just finished one mile!" David couldn't believe it. Had he really just run one mile? He was tired, but he was done. "Wow, I can't believe it!" said David. "Keep training with me every day and build your stamina. You will be able to run that marathon without a problem," said Dad. "I trust you, Dad. That's exactly what I will do!" David said.



© A Teachable Teacher

1 Why did David's dad want him to train every day after school?

2 What is a synonym for stamina?

☐ willpower ☐ lazy ☐ upset ☐ all of these

- ③ What did David think about running at the beginning of the story? How do you know?

- ④ What was the problem in the story? How did they solve the problem?

- ⑤ How do you think David will act during his next run with his dad?

- ⑥ Give an example of another situation in which someone might have to build stamina to be successful.

Name: _____

Bend 1 Day 2

ASKING questions

Create a question about the text before, during, and after reading. Answer your questions using text evidence. If the text did not answer your question, circle the question with a red crayon.

TEXT:

BEFORE

DURING

AFTER

Question

Question

Question

Answer

Answer

Answer

The Field Trip

Name _____

Bend 1 Day 3

"Mom, guess what!" Amy said excitedly. Her class was going on a field trip to the local aquarium. "Our field trip is going to be next month. Mrs. Morris needs parents to volunteer to chaperone. Do you remember last year when you came with us? I want you to come again!" Amy's mom looked at the flyer from Amy's teacher. She looked at the calendar on her phone. "Amy," said her mom, "I'm so excited for you! Unfortunately, I have a very important meeting on that day. I am so sad to tell you that I cannot be a volunteer chaperone for your field trip." Amy was so sad. She had only been on one field trip before, and her mom had been there. How was she supposed to go on a field trip without her mom? "Mom, it won't be the same. I like sharing all of the fun with you. If you are not at the aquarium with me, how will I do that?" she asked.


Amy's mom gave her a big hug. "I have an idea," she said. "I know that you will have fun without me! You will be with your teacher and your friends. Plus, you will be with all of those neat sea creatures! How about this?" Her mom left the room and returned quickly. In her hand, she had a new notebook and a pen. "This is one of my work notebooks. I want you to take it to the aquarium with you. Whenever you see or do something fun, write it down. After school that day, you can read your notebook to me! I won't miss a thing!" she said. Amy smiled. She liked her mom's field trip plan. "Thanks, Mom," said Amy. "I can't wait to read my field trip journal to you!"



© A Teachable Teacher

- 1 Why was Amy upset that her mom could not go on the field trip?

- 2 Who offered the solution to the main problem? ☐ Amy ☐ Amy's teacher ☐ Mom



The Field Trip

Name _____

- ③ Explain why the work notebook was important to this story.

- ④ What was one of Amy's mom's character traits? Give evidence from the story to support your answer.

- ⑤ Do you think Amy's mom's solution will help Amy feel better on the trip? Why or why not?

- ⑥ What is a different solution that you would suggest?

Name: _____

Bend 1 Day 3

ANSWERING questions

Create a question for each question word about the text. Answer the questions below using complete sentences and evidence from the text.

WHO	Who _____?
WHAT	What _____?
WHERE	Where _____?
WHEN	When _____?
WHY	Why _____?
HOW	How _____?

The Gingerbread Boy

Name _____

Band 1 Day 4

Once upon a time, there was an old couple who lived in a cottage in the woods. The couple did not have their own children. One day, the wife was baking gingerbread. She decided to shape the cookie like a little boy. *A head right here, two legs right here, and two arms right here...there, I made a little boy!* she thought. The lady then put the gingerbread in the oven to bake.


"Wow, what is that wonderful smell?" her husband asked as he walked into the kitchen. "It's gingerbread!" said his wife excitedly. The husband knew that if the gingerbread smelled good, it would taste good, too. "Here, take a peek," said his wife. She opened the oven door so that they

could both look at the gingerbread. Suddenly, the little gingerbread boy stood up, jumped out of the oven, and ran out of the cottage. "Oh, my!" yelled the wife. "What just happened?" shouted the husband. The couple began to run after the gingerbread boy. "Come back!" they yelled. "You'd stop running if you knew that I will always be faster than you!" teased the gingerbread boy. He ran and ran. Soon, he ran into a rabbit. The rabbit knew that if the gingerbread smelled good, it would probably taste good, too. She started to chase the gingerbread boy. The gingerbread boy teased the rabbit. "You'd stop running if you knew that I will always be faster than you!" Soon, he outran the rabbit and ran into a fox! The fox knew that if the gingerbread smelled good, it would probably taste good, too. He didn't chase him. Instead, the fox hid behind a tree. The gingerbread started to tease, "You'd stop running if..." CHOMP. The end.



1 Who was the smartest character in the story? Why?

© A Teachable Teacher



2 Why did the wife shape the gingerbread into a boy? ☐ She was lonely. ☐ She wanted it to run away.

The Gingerbread Boy

Name _____

- ③ What lesson is the author trying to teach with this story?

- ④ What character trait would you use to describe the gingerbread boy? Provide evidence from the story.

- ⑤ Why did the fox wait behind a tree instead of chasing the gingerbread boy?

- ⑥ What happened at the end of this story?

Name: _____

Bend 1: Day 4

ANSWERING questions

Create a question for each question word about the story. Answer the questions below using complete sentences and evidence from the text.

WHO	Who _____?
WHAT	What _____?
WHERE	Where _____?
WHEN	When _____?
WHY	Why _____?
HOW	How _____?

Name: _____

Date: (choose your own
text: book Raz-kids)

GOOD READERS KEEP TRACK OF THEIR QUESTIONS WHILE THEY READ

Try it out! Write down all the questions that come to mind while you are reading. Try to find as many answers as you can!

STORY TITLE: _____

PG #	QUESTION	ANSWER

Name: _____ Date: _____

Directions: Read the story, then answer the questions about the story.

Wrapping Presents

Christmas is in 3 weeks, and everyone is excited about it. Mike and Shelly wrapped lots of Christmas presents for their mom and dad last night. They used red and green wrapping paper. While Shelly was wrapping a present, the wrapping paper accidentally ripped. Shelly got upset. Mike helped her to fix it by using tape. After all of the presents were wrapped, Mike and Shelly put them under the Christmas tree. They can't wait for Christmas to arrive!



1. Who were the presents for? _____

2. What did Mike use to fix Shelly's ripped wrapping paper? _____

3. When did they wrap presents? _____

4. Where did they put the wrapped presents? _____

5. Why was Shelly upset? _____

What are you still wondering?

My questions:

1. _____

2. _____

3. _____

who	what	where	when	why	how
-----	------	-------	------	-----	-----

Name: _____

Date: _____

GOOD READERS KEEP TRACK OF THEIR QUESTIONS WHILE THEY READ

Try it out! Write down all the questions that come to mind while you are reading. Try to find as many answers as you can!

STORY TITLE: _____

PG #	QUESTION	ANSWER

Bend 1 Day 8
(look on Schoology
for scholastic lesson).

Name: _____

Date: _____

GOOD READERS KEEP TRACK OF THEIR QUESTIONS WHILE THEY READ

Try it out! Write down all the questions that come to mind while you are reading. Try to find as many answers as you can!

STORY TITLE: _____

PG #	QUESTION	ANSWER

Name: _____ Date: _____

Directions: Read the story, then answer the questions about the story.

Indoor Recess

Josh and Isa don't like it when it rains because then they don't get to go outside for recess. Their teacher told them that it is going to rain tomorrow, so they will have indoor recess in their classroom. Josh and Isa talked about the different activities they could do tomorrow. They decided that they will play with puzzles during tomorrow's indoor recess. They are going to have so much fun!



1. Who doesn't like it when it rains? _____

2. What will they play with during indoor recess? _____

3. When will it rain? _____

4. Where will they have indoor recess? _____

5. Why will they have indoor recess? _____

What are you still wondering?

My questions:

1.

2.

3.

Daniel came home from school. "Daniel, what's wrong?" asked his mom.

"It doesn't matter," Daniel said sadly. He sat down at the table and took one tiny bite of his snack. "I'm going to go to my room now," he said. Daniel's mom was worried. Daniel was usually very happy. Not only was Daniel usually really happy after school, but he was also usually really happy all of the time.

Daniel's mom followed him to his room.

"Daniel, what's wrong? You know that you can tell me anything!" his

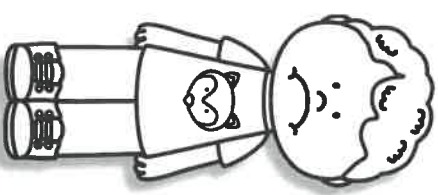
mom said. "I'm so tired of being the smallest one!" said Daniel. "At home, I'm the youngest child. I'm the *baby*. At school, I am the same age as all of the other kids, but it doesn't mean anything. I'm smaller than all of the kids. I'm shorter. I'm skinnier. I get picked last for flag football because I'm the smallest one. I don't want to be small anymore. I want to be big." Daniel sighed. His mom reached for him and gave him a huge hug.

"Daniel, did you know that you are not done growing? While you will always be younger than your brother and your sister, you can still grow. One day, you might even be taller than them. You might be taller than Dad. You might be taller than me! You are not done growing. One day, you could be taller than your friends at school. Only time will tell. Do you know what is more important than your height or your weight?" asked Mom. "Is it my age?" asked Daniel. Mom chuckled and said, "No, it's not your age. It's your heart, Daniel! No matter how small you think you are, you have a big heart! You are kind and caring, and that's the most important thing!"

1 How did Daniel's mom know that Daniel was upset?



2 What do you think will happen next? ☐ Daniel will smile. ☐ Daniel will still be upset.



- ③ Why was Daniel upset? What reasons did he give in the story?

- ④ What did Daniel's mom say was more important than his height?

- ⑤ What is this story trying to teach the reader?

- ⑥ What advice would you give Daniel?

Name: _____

Date: _____

GOOD READERS KEEP TRACK OF THEIR QUESTIONS WHILE THEY READ

Try it out! Write down all the questions that come to mind while you are reading. Try to find as many answers as you can!

STORY TITLE: _____

PG #	QUESTION	ANSWER

"Well, kids," said Dad, "I have some very exciting news. There's good news, and there's bad news. Are you ready?" "Yes!" said Darren and Mark. "This summer, we are taking a trip to California!" said Dad. "The bad news is that you two boys have a lot of work to do. You are in charge of planning our trip." Darren and Mark were thrilled. Planning a trip to California didn't seem like bad news at all! Both boys pulled out their iPads, pens, and notepads. They began to research all about California tourist attractions. "I want to make sure that we go to the beach!" said Darren. "I want to make sure that we go to Disneyland!" said Mark. "I want to make sure that we see Hollywood!" said their mom. "I want to make sure that we don't miss a thing!" said Dad.



The boys pulled out their calendars. Dad told them the dates of the trip. They would only be in California for five days. "On the day we get there, we will probably be tired from traveling," said Darren. "Let's not make plans for that day." "On the day that we have to leave, we leave really early in the morning. We probably can't plan anything for that day because we won't have time," said Mark. "That leaves three days and three places to see." "It's perfect!" said Darren. "On Tuesday, we can go to Hollywood. On Wednesday, we can go to Disneyland. On Thursday, we can relax at the beach."

Darren and Mark shared the California trip plans with their parents. "That's a job well done, boys," they said. We are looking forward to our California trip with our two smart boys!



- 1 Why did the boys only plan three days when they would be there for five days?

© A Teachable Teacher

- 2 What genre is the story? ☐ realistic fiction ☐ nonfiction

The California Trip

Name _____

- ③ Why did Dad say his news was both good *and* bad?

- ④ The parents called them “two smart boys” at the end. Give two examples of how they were smart.

- ⑤ What do you think about their plan? Would you change the order of the trip? Why or why not?


- ⑥ What should the boys pack for their trip?

Name: _____ Date: _____

Directions: Read the story, then answer the questions about the story.

How to Make Salsa

Do you like to eat salsa? It is so easy to make that even kids can make their own! You will need 3 chilies, 2 tomatoes, salt, and pepper. Before you make the salsa, you will need an adult to help you. The adult needs to cut the tomatoes and chilies so that you do not cut yourself accidentally. Be sure the adult cuts them into tiny pieces. When the tomatoes and chilies are all cut, you need to mix them together in a bowl. After you have mixed the diced tomatoes and chilies, you need to add a little salt and pepper. Then stir it all together. When you are done making the salsa, be sure to put it in the refrigerator. Yummy!



1. Who should cut the tomatoes and chilies? _____

2. What do you need to make salsa? _____

3. When should you add the salt and pepper? _____

4. Where should you put the salsa when you're done making it? _____


5. Why should an adult cut the tomatoes and chilies? _____

Name: _____

Directions: Read the story, then answer the questions about the story.

Apple Picking

Have you ever picked an apple from an apple tree? It can be quite fun! The very first apple trees in the U.S. were planted by the Pilgrims in the Massachusetts Bay Colony. The most popular varieties of apples in the U.S. are Red Delicious, Golden Delicious, and Granny Smith. While apple trees grow all year long, the best time of the year to pick apples is in the Fall season. Once the apples are picked, be sure to store them properly. Some people choose to store them in the refrigerator because they can last 4-10 times longer than storing them outside of the refrigerator without rotting. Yummy!



1. Who planted the first apple trees in the U.S.? _____

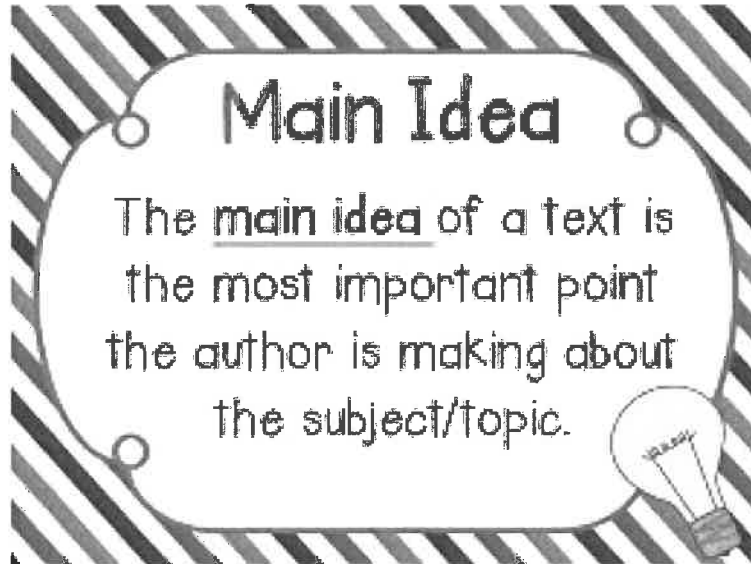
2. What are the most popular varieties of apples in the U.S.? _____

3. When is the best time of year for apple picking? _____


4. Where were the first apple trees planted in the U.S.? _____

5. Why do some people store their apples in the refrigerator? _____

Bend 2: Identify the Main Topic and Supporting Details



- Day 1: Anchor Charts & Name That Main Idea
- Day 2: Main Idea -Find What Doesn't Belong
- Day 3: Taking Care of a Dog & What's the Main Idea
- Day 4: Cut & Paste
- Day 5: The Wonders of Water
- Day 6: Preventing Cavities
- Day 7: Main Idea Multiple Choice
- Day 8: Emperor Penguin
- Day 9: Finding the Main Idea
- Day 10: Finding the Main Idea



MAIN IDEA VOCABULARY

Bend 2:
Day 1

TOPIC:

- ☐ One or two words about what the whole text is about

MAIN IDEA:

- ☐ The most important point or thought about the topic

SUPPORTING DETAILS:


- ☐ Facts, examples, or details that support and help to describe the main idea

Understanding Main Idea and Details



The Main Idea is the **BIG** idea that covers all of the other ideas.

The Details are the smaller ideas that support the main idea by falling under it.





HOW TO FIND MAIN IDEA

BEFORE YOU READ:

- ☐ Read the title.
- ☐ What is the text about?
- ☐ What is the topic?

DURING THE READING:

- ☐ Look for and carefully read text features.
- ☐ Is the text fiction, non-fiction...
- ☐ Look for information, words, and pictures that are repeated.


AFTER YOU READ:

- ☐ Think about the most important point about the topic.
- ☐ What details or examples back up and support the main idea?

TIPS FOR FINDING **TOPIC**



TO CONSIDER:

- ☐ The topic will be one or two words
- ☐ The most simple form
- ☐ What or who is the text ALL about?
- ☐ It is usually repeated
- ☐ Examples: bikes, computers, my sister, plants, circus tricks

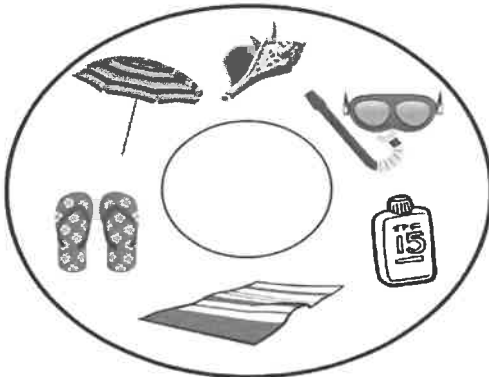


Bend 2: Day 1

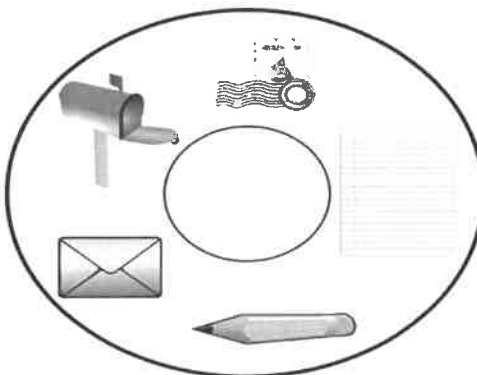
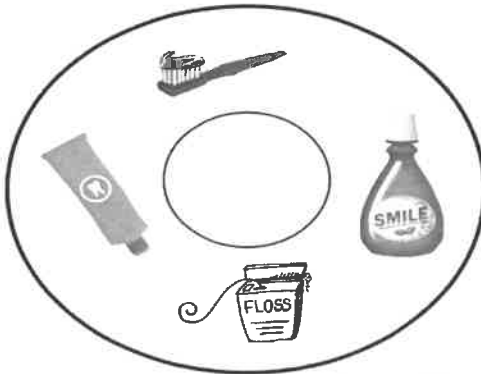
Name That
Main Idea



Name That
Main Idea



Name That
Main Idea



Main Idea

Find the sentence that doesn't belong!

Women's gymnastics is a very popular sport to watch during the Olympics. The girls compete on 4 different events – uneven bars, balance beam, vault, and floor. Men's gymnastics has six different events. While the women's floor routine is to music, the uneven bars, balance beam, and vault are not to music.

1

Main Idea

Find the sentence that doesn't belong!

Many different shapes are considered quadrilaterals. A quadrilateral is any shape that has 4 sides. A quadrangle is any shape that has 4 angles. Squares, rectangles, rhombi, and trapezoids are some examples of quadrilaterals. Pentagons, hexagons, and octagons are not considered quadrilaterals because they do not have 4 sides.

2

Main Idea

Find the sentence that doesn't belong!

Violins and violas are very similar. Both of them are string instruments that you might find in an orchestra. You also could find a cello in an orchestra. Violins and violas both have 4 strings that you play by using a bow or by plucking. Also, they are both played by being held between the shoulder and chin.

3

Main Idea

Find the sentence that doesn't belong!

Miniature dachshunds are wonderful to have as pets. They are very playful and loving. Since they do not shed very much, they do not leave hair everywhere and are easy to clean up after. Golden retrievers also make wonderful pets.

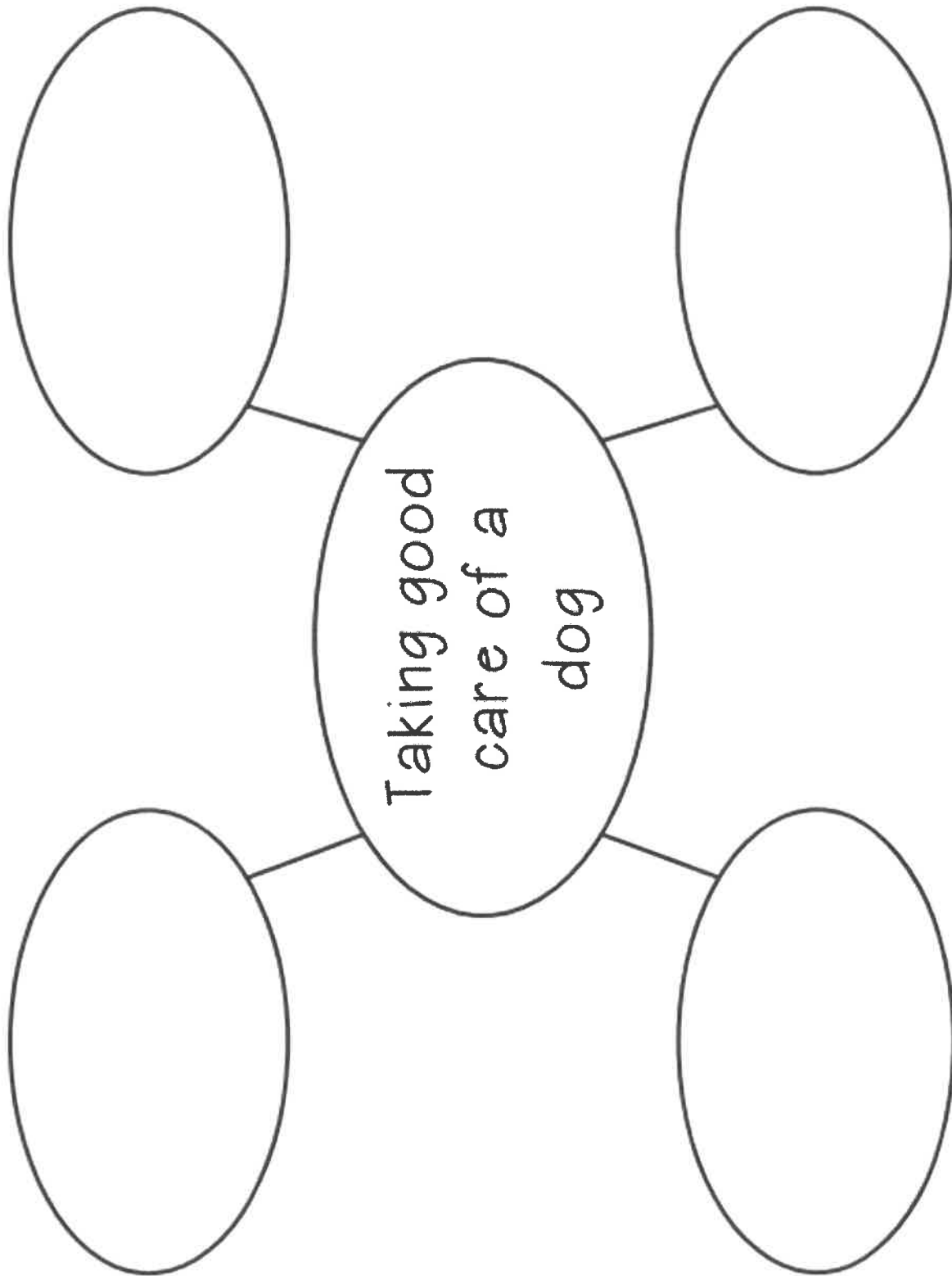
4

2

1

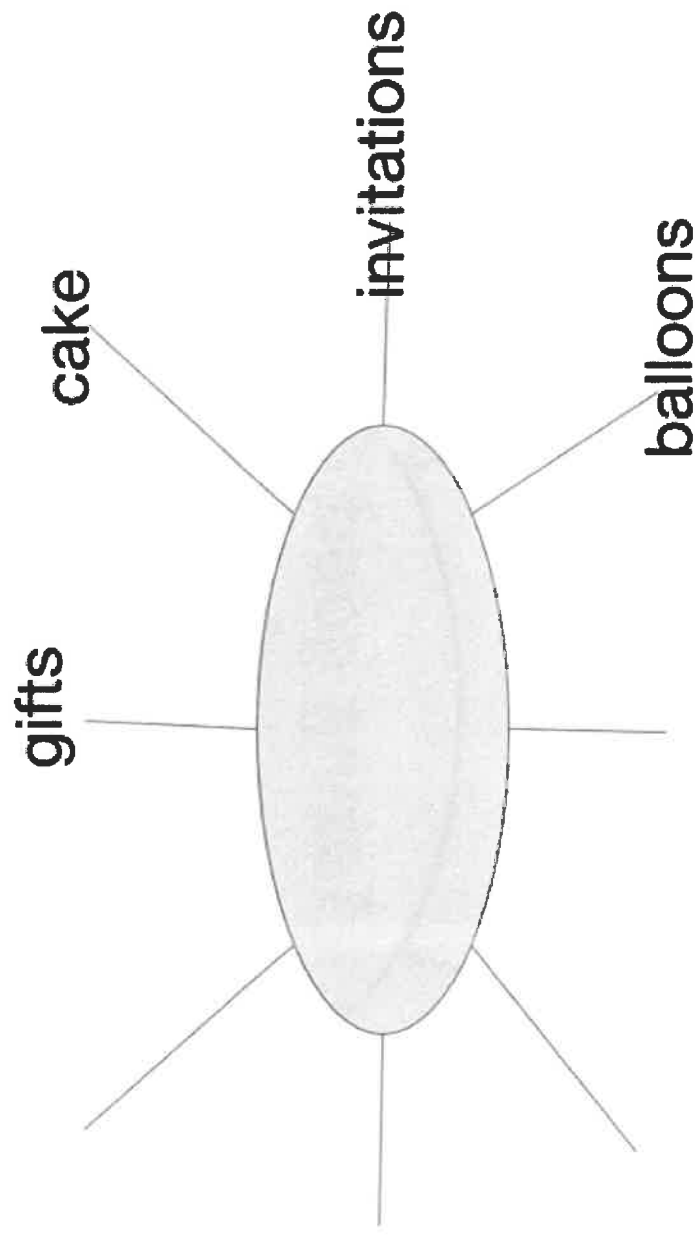
4

3



What's the MAIN IDEA?

1. Some supporting details are given.
2. Come up with the main idea and the rest of the supporting details.



Name: _____

Directions: Read each paragraph. Cut out the main idea statements and glue above the correct paragraph.

The first thing you should do is put on sunscreen. It will prevent a painful sunburn. Always swim with a buddy and close to the lifeguard. Pay attention to the warning signs and flags. You should also learn about rip currents. Now you are ready for fun at the beach!

First, my family had a picnic lunch with our friends. Then, we took a walk and found many beautiful shells. All of the kids swam and splashed in the water. The best part was when we built a giant sandcastle. Finally, the waves washed it away and it was time to go home.

Most people like to swim at the beach. Others like to collect seashells or go fishing. My favorite activity is building sandcastles. You can also play games like frisbee or volleyball. The beach is a great place for bird watching. There is so much to do at the beach.

1. I had a wonderful day at the beach.

2. A trip to the beach is fun if you follow the safety rules.

3. There are many fun things to do at the beach.

Add an extra detail to each paragraph.

Paragraph 1: _____

Paragraph 2: _____

Paragraph 3: _____

Name _____ Date _____

The Wonders of Water

Water plays an important part in our lives and in our environment. It covers nearly three-quarters of the Earth's surface. It is fun to play in, but it is also needed for life. In fact, we can not survive without water to drink. People also need water to wash, cook, and grow food. Every living thing needs water. Without it, plants and trees would not grow, aquatic life would have no where to live, and animals who find their food in the water would have nothing to eat. Up in Earth's atmosphere, water vapor cools and collects into clouds. When enough clusters of cloud particles stick together, they tumble back down to Earth as rain, snow, hail, or sleet. So, without water the water cycle would not work, and we would not have precipitation on Earth. Did you know that most of the world's population does not have access to clean water? We are very lucky to live in a country where clean water is available for us to drink. It is up to us to be responsible users of the water we have on Earth.

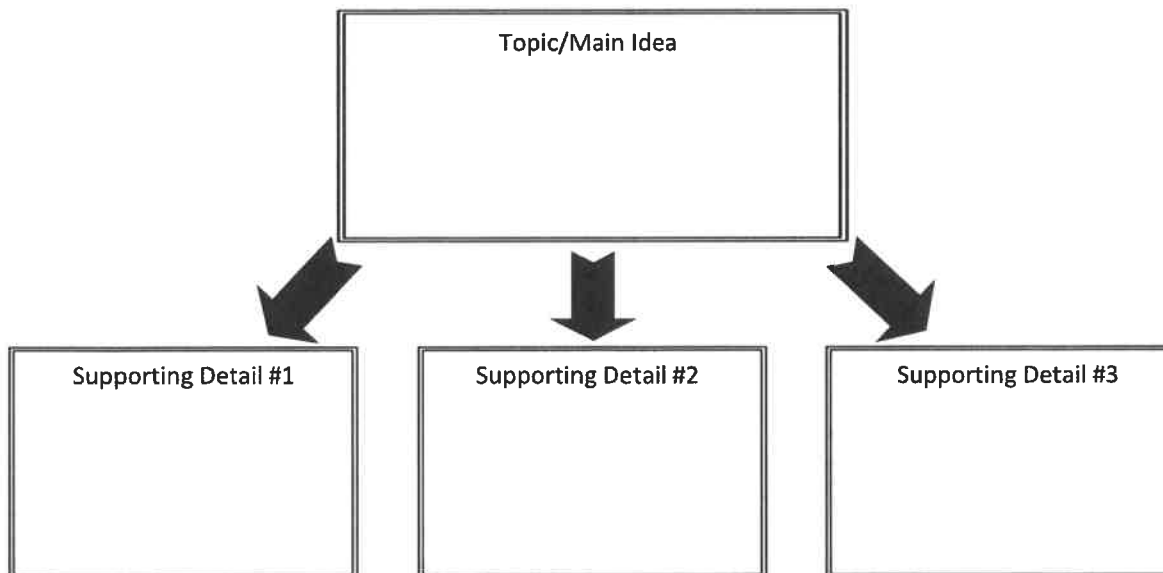


Use a red crayon to underline the **MAIN IDEA**.



Use a blue crayon to underline the **SUPPORTING DETAILS**.

Complete the web below by adding the main idea and at least 3 supporting details.



Copyright © Kim Miller

Name _____ Date _____

Preventing Cavities

There are many ways you can protect your teeth from cavities. When cavities form they give bacteria a place to hide while forming a clear coating on your teeth called, plaque. A build up of plaque can burn holes in your teeth, so it is important to prevent the plaque from forming. Using fluoride toothpaste is a good way to prevent cavities. Fluoride is a chemical that hardens your tooth enamel and makes it harder for acids to burn through your teeth. Some water bottling companies add fluoride to their water, so drinking water with fluoride in it will also help. Another way you could prevent cavities is to avoid sugary foods, and chew sugar-free gum. Bacteria loves sugar, and when you eat lots of sugar they eat, too! There are many ways to prevent cavities, but the best way is to brush for two minutes, at least two times a day, using fluoride toothpaste and a toothbrush. By doing this, you are making sure that you still have your teeth when you are older. It will also give you something to smile about!

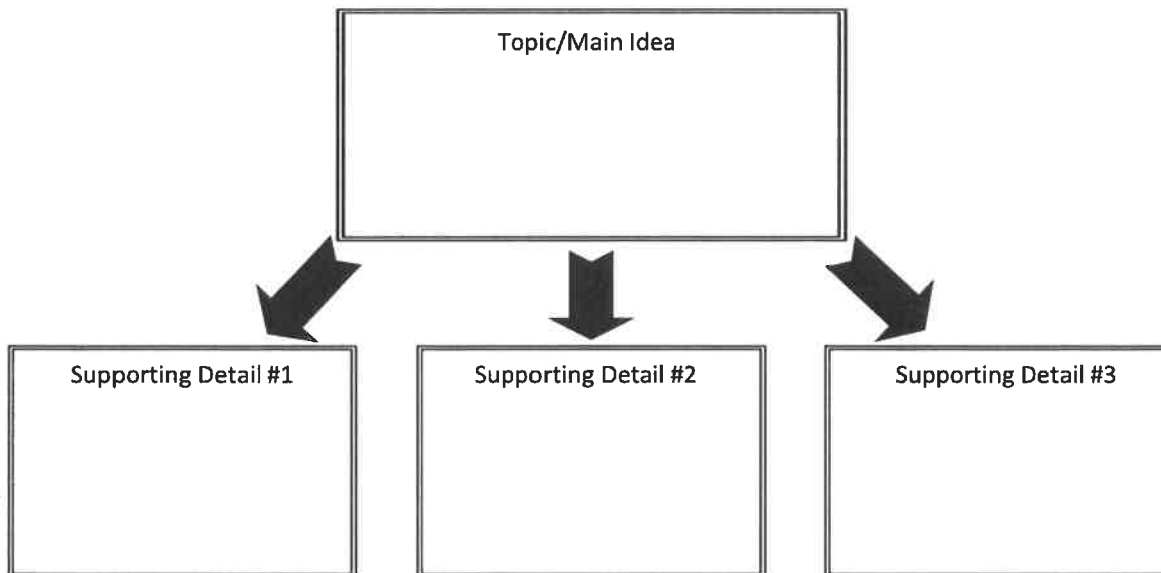


Use a red crayon to underline the **MAIN IDEA**.



Use a blue crayon to underline the **SUPPORTING DETAILS**.

Complete the web below by adding the main idea and at least 3 supporting details.



Copyright © Kim Miller

Name: _____

Finding the Main Idea

Main Idea

Read each paragraph and choose the main idea.

I have a dog named Boots. I taught him lots of tricks. When I tell him to, Boots will sit or lie down. He can also wave his paw to greet people. When I say, "Dance, Boots", he will stand up on two legs and walk. I don't know of many dogs that can do such amazing tricks.

The main idea of this paragraph is:

- a. Boots is my dog.
- b. Boots can sit.
- c. Boots is very smart.
- d. Most dogs can't dance.

Yesterday was my birthday. When I woke up, I noticed my brother Todd hung up a big sign that said, "Happy Birthday, Joey!" Mom made spaghetti for dinner. It's my favorite food in the whole world. My friend Dave came over and handed me a wrapped gift. I wondered what it was. It was a new basketball! I had a great day.

The main idea of this paragraph is:

- a. Todd had a great birthday.
- b. Joey had a great birthday.
- c. Todd got lots of gifts.
- d. Joey got lots of gifts.

Peter's parents bought a new carpet for the living room. Now, he has to take his shoes off when he enters the house. He's also not allowed to eat or drink in the living room any more. Peter's furry dog isn't allowed to play ball in there either. When his parents got the new carpet, there were lots of new rules.

The main idea of this paragraph is:

- a. Peter cannot go in the living room.
- b. Peter's parents don't like the carpet.
- c. Peter likes to make a mess.
- d. Peter's parents made new rules so the new carpet stays clean.

Main Idea

Read each paragraph and choose the main idea.

Brad is sixteen years old and yesterday he had his first driving lesson. "Back out of the driveway carefully," his dad said. "Be sure you look in the mirror to make sure nobody is behind you." Brad backed the car up and turned the wheel quickly. He and his father felt the car go bump. Oh no! Brad hit the mailbox.

The main idea of this paragraph is:

- a. Brad's father was angry.
- b. Brad has good driving skills.
- c. Brad's first driving lesson did not go well.
- d. Brad always drives poorly.

It was Mother's Day so Amy and Rob woke up early and snuck into the kitchen. Amy cracked some eggs into a bowl and stirred them up. Rob put some bread in the toaster. "Do you think Mom will be surprised?" Rob asked. "I'm sure of it," answered Amy. Amy poured the eggs into a pan and began to cook them. Rob and Amy quietly cooked so they did not wake their mother.

The main idea of this paragraph is:

- a. Amy and Rob made too much noise.
- b. Amy made scrambled eggs.
- c. Rob made toast.
- d. Amy and Rob made breakfast for their mom.

Ivy and her friend, Fern, went bowling last Thursday. Ivy had never bowled before, but she was excited to try. On the first frame, Ivy's ball landed in the gutter. She knocked down one or two pins on most of her turns. Ivy did not get any strikes or spares. Fern said to Ivy, "The score doesn't matter as long as we are having fun."

The main idea of this paragraph is:

- a. Ivy is an excellent bowler.
- b. Ivy and Fern will go bowling again.
- c. Ivy is a better bowler than Fern.
- d. Ivy is not a good bowler.

EMPEROR PENGUIN

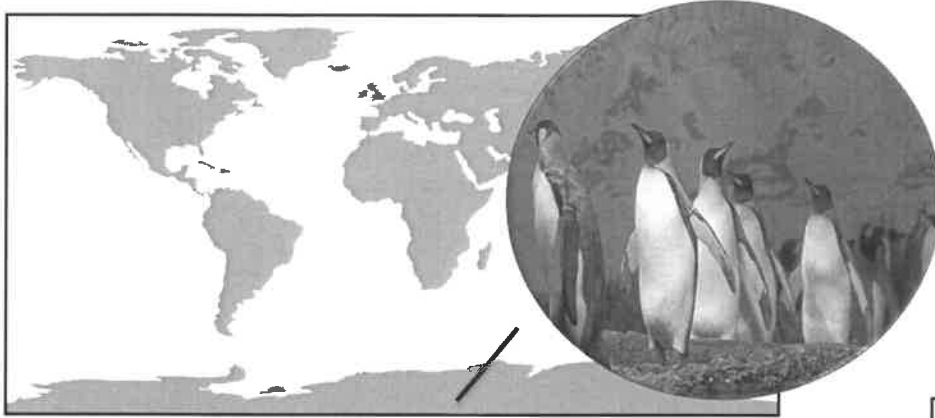
Do you know how to spot an emperor penguin? You need to look for the black and orange face, pointy beak, and white stomach! The emperor penguin is the largest of the penguin **species**. They live in Antarctica. They spend most of their time on icebergs or ice cliffs, but they also go in the water. Did you know they can stay under water for 18-22 minutes? Wow, they can hold their breath for a long time! They have to eat enough **protein** to stay warm. Emperor penguins eat different kinds of fish, squid, and krill.

FUN FACTS

Weight - They can weigh up to 88 pounds

Size - They are between 3 to 4 feet tall

Lifespan - They can live up to 20 years



EMPEROR PENGUINS ARE BUILT TO SURVIVE IN THE ARCTIC.

Emperor penguins have layers of body fat that keep them warm in the cold weather.

Emperor penguins have "scale-like" waterproof feathers that protect them from strong winds and keep them dry!

Emperor penguins do not fly, but they use their flipper-like wings to help them swim in the cold Antarctic waters.

Emperor penguins also like to huddle together in groups to keep warm.



Name: _____

EMPEROR PENGUIN:

Comprehension Questions

1. Describe how an emperor penguin looks.

2. Where are emperor penguins found?

3. How long can an emperor penguin hold its breath under water?

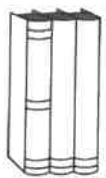
4. What do emperor penguins eat?

5. How do emperor penguins stay warm in the arctic? (list 2 ways)

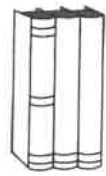
6. True or False: Emperor penguins can fly.

7. How long do emperor penguins live?

Name _____



FINDING THE MAIN IDEA



MAIN IDEA



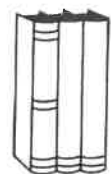
DETAIL

DETAIL

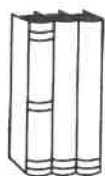
DETAIL

Name _____

Bend 2: Day 10



FINDING THE MAIN IDEA



MAIN IDEA

DETAIL

DETAIL

DETAIL

