

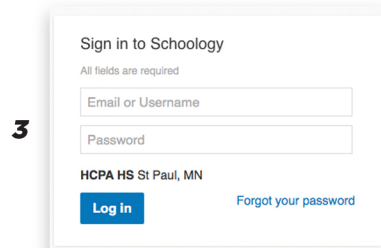
### How to turn your chromebook on:

1. Open the chromebook
2. Press the power button on the top right of the key board
  - Hold until the screen turns on
  - If the screen does not turn on, plug it into the charger and try again.



### How to access schoology:

1. Click on the chrome symbol
2. Your first page should be the HCPA website. If not, type the HCPA website into the search bar at the top of the page. [www.hcpak12.org](http://www.hcpak12.org)
3. Then, click on the schoology symbol
4. Log into SCHOOLGY:  
Email: graduationyear firstinitial lastname IDnumber  
example: 30bxiong1234  
Password: hcpa21



### How to log into your Chromebook:

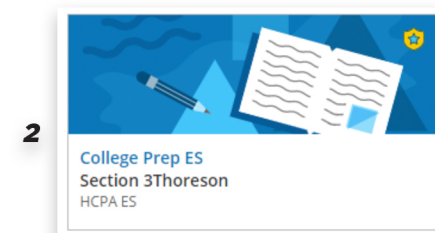
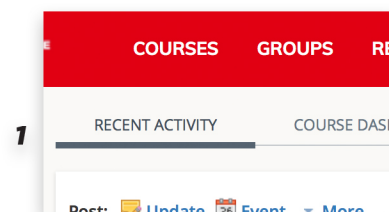
1. Click on "enter your email"
2. Type your email  
graduationyear firstinitial lastname IDnumber  
example: 30bxiong1234
3. Click "next"
4. Type in your password  
Your birthday  
example: 9/5/2011

*NOTE: No leading zero needed for single digits.*



### How to access the first video from your teacher:

1. Click "COURSES" at the top
2. Click "College Prep ES"
3. The first video from your teacher will be in the middle of the page



For each step, you can either read the directions  
or view how to videos on the HCPA webpage in English, Hmong & Karen.  
<https://www.hcpak12.org/Page/1366>