



# How to Safely Wear Your Mask



**Step 1:** Wash or sanitize your hands.




**Step 2:** Make sure the top of the mask is over your nose and the bottom is under your chin.



**Step 3:** Place the mask over your nose and mouth before you use the ear straps or tie it behind your head.




**Step 4:** Move the mask around so it covers nose, mouth, and chin completely.



**Step 5:** The tops of some masks can bend. Press your fingers on the top of the mask to make them fit tight around your nose.




**Step 6:** Do not touch the mask while wearing it. Use the mask ear straps or ties if you need to make it fit better.



**Step 7:** Use the mask ear straps or ties to take it off. Do not touch the front.



**Step 8:** Throw away if mask is disposable.



**Step 9:** Wash your mask by machine or by hand before you use it again.



**Step 10:** Wash or sanitize your hands again.